



Orton-Gillingham

A Piece of the Puzzle

Marcia D. Mathis

In the beginning...

WHO

Samuel Torrey Orton – Neuropsychiatrist
Anna Gillingham – Teacher, Psychologist

WHEN

1900-1948
Columbia University

WHY

An approach to help dyslexic
learners to read with success



THE APPROACH

LANGUAGE –BASED: UNDERSTANDING NATURE OF HUMAN LANGUAGE; MECHANISMS INVOLVED; LEARNING PROCESS

MULTISENSORY: USING AUDITORY, VISUAL & KINESTHETIC ELEMENTS FOR UNDERSTANDING

APPROACH: STUDENTS MUST SPEAK, READ, WRITE DURING ACTION - ORIENTED LEARNING STIMULATING MULTISENSORY INPUT CHANNELS

EFFECT: THIS IS THOUGHT TO ENHANCE MEMORY STORAGE BY PROVIDING MULTIPLE “TRIGGERS” FOR MEMORY RETRIEVAL.



WHY IT WORKS

STRUCTURED

SEQUENTIAL

CUMMULATIVE



AT BROOKSTONE

• **TEACHERS/TEACHER ASSISTANTS , LEARNING CENTER PERSONNEL TRAINED BY O-G DIRECTOR FROM THE SCHENCK SCHOOL IN ATLANTA THE WEEK OF JUNE 6, 2011**

BROOKSTONE ORTON-GILLINGHAM COORDINATOR - MRS. NANCY COLLIER

- Training to continue:
- October 26, 2011
- Additional training 2nd semester

- Implementation:
- K-2nd in conjunction with Reading
- 3rd-5th in conjunction with spelling & vocabulary



THE IMPLEMENTATION OF THE ORTON-GILLINGHAM APPROACH

IS :

❖ ON-GOING

❖ A WORK IN PROGRESS

A PIECE OF THE READING
PUZZLE



Two Picture Page Layout


A second line of text here

- A placeholder for text for the first picture
 - More information can be added here by changing this text.
 - You can modify this page's formatting by editing the page layouts under the slide master view.



- A placeholder for the second picture

- More information can be added here by changing this text.
- You can modify this page's formatting by editing the page layouts under the slide master view.



Three Picture Page Layout

A second line of text may go here.



- A description of the first picture. You may change this text.
- A description of the second picture. You may change this text.
- A description of the third picture. You may change this text.
- A second place holder is available here. Add as much text as you would like.
- A second place holder is available here. Add as much text as you would like.



Table Page Layout

A second line of text can go here.

Geographic Region	Q1	Q2	Q3	Q4
United States	1254	1254	1254	1254
Europe and Asia	324	324	324	324
Australia	32	32	32	32
South America	2	2	2	2
Canada	1	1	1	1
Mexico	1	1	1	1
TOTALS	1614	1614	1614	1614

Here is the description of the table. You may change or delete this text as you wish.

This chart is compatible with PowerPoint 97 to 2007.

Here is a placeholder for more text and description of the chart. Changing this text will not interfere with the formatting of this template.



Comparison Table Layout

A second line of text can go here.



Quarter	North America	Asia	Europe	Australia
Q1 2009	123	34	45	10
Q2 2009	134	35	44	12
Q3 2009	150	45	50	14
Q4 2009	201	55	60	18
Q1 2010	175	44	47	13
Q2 2010	180	48	52	14
Q3 2010	204	55	60	16
Q4 2010	250	62	70	20

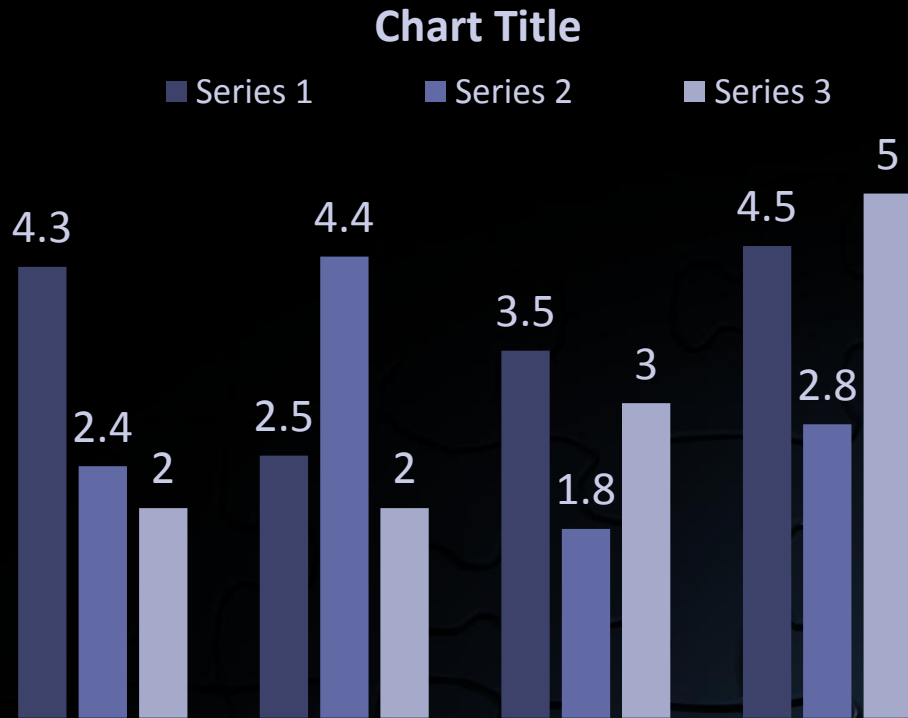
Quarter	North America	Asia	Europe	Australia
Q1 2009	123	34	45	10
Q2 2009	134	35	44	12
Q3 2009	150	45	50	14
Q4 2009	201	55	60	18
Q1 2010	175	44	47	13
Q2 2010	180	48	52	10
Q3 2010	204	55	60	4
Q4 2010	250	62	70	1

Here is the description of the table. You may change or delete this text as you wish. This table is compatible with PowerPoint 97 to 2007.



Bar Graph Page Layout

A Second Line of text may go here



Here is the description of the chart.
You may change or delete this text
as you wish.

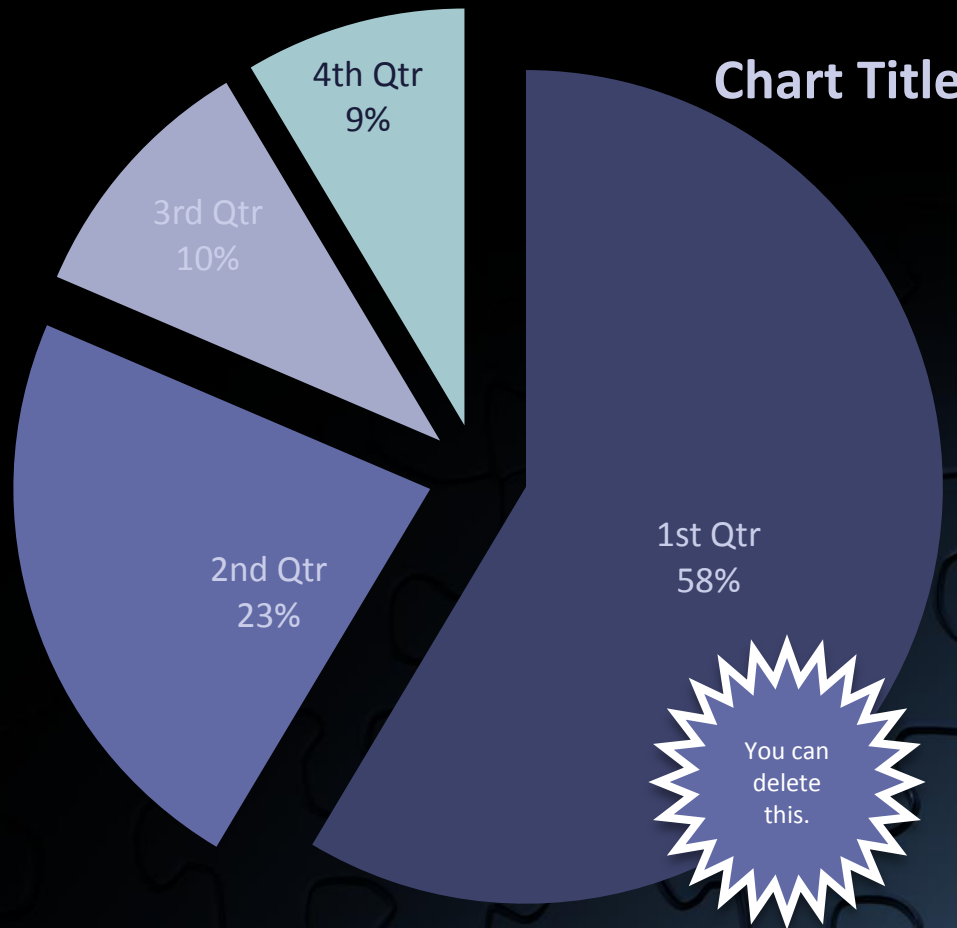
This chart is compatible with
PowerPoint 97 to 2007.

Here is a placeholder for more text
and description of the chart.



Pie Graph Page Layout

PowerPoint 97 through 2007 Compatible



Here is the description of the chart.
You may change or delete this text
as you wish.

This chart is compatible with
PowerPoint 97 to 2007.

Here is a placeholder for more text
and description of the chart.



Line Graph Page Layout

PowerPoint 97 through 2007 Compatible

Chart Title



Here is the description of the chart.
You may change or delete this text
as you wish.

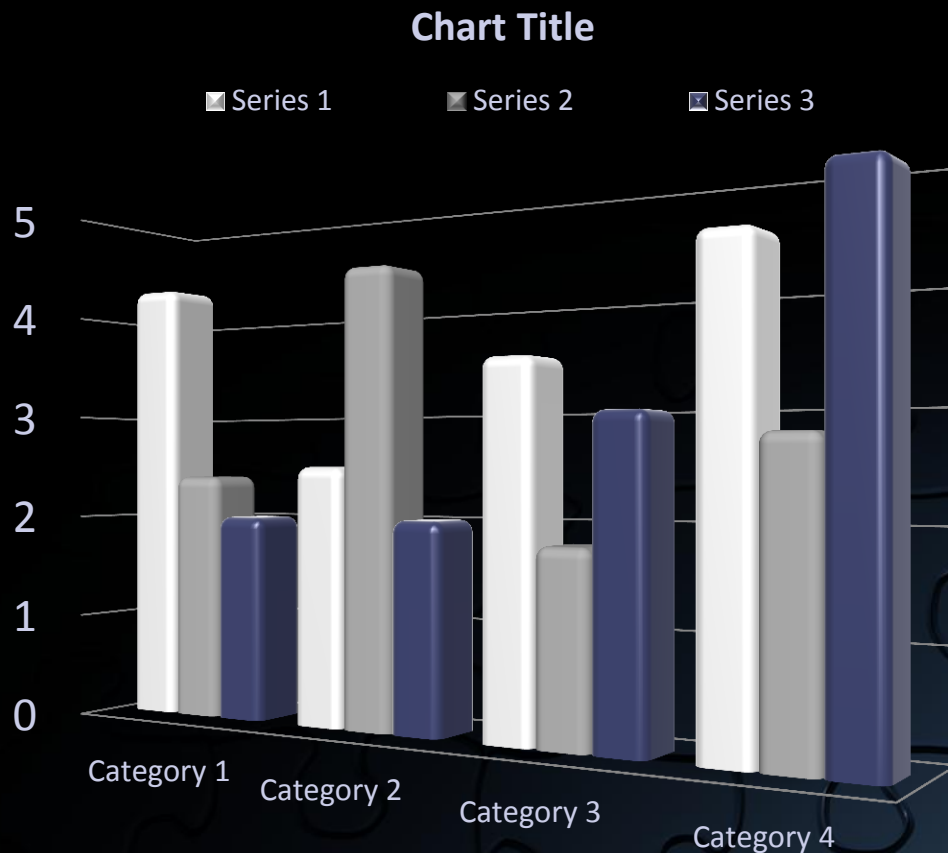
This chart is compatible with
PowerPoint 97 to 2007.

Here is a placeholder for more text
and description of the chart.



Bar Graph Page Layout

PowerPoint 2007 Enhanced Version



Here is the description of the chart.
You may change or delete this text
as you wish.

This chart utilizes features only
available with 2007.

Here is a placeholder for more text
and description of the chart.

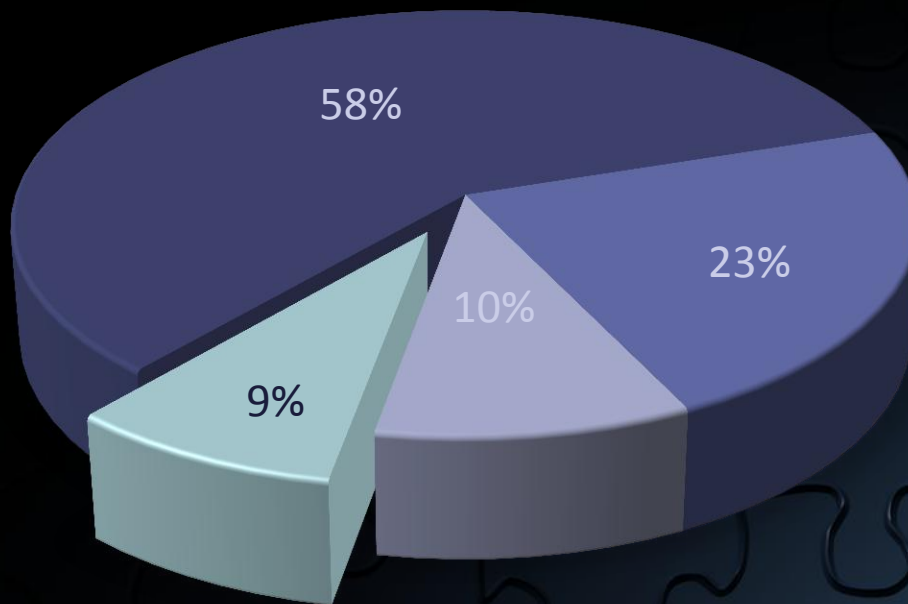


Pie Graph Page Layout

PowerPoint 2007 Enhanced Version

Chart Title

■ 1st Qtr ■ 2nd Qtr ■ 3rd Qtr ■ 4th Qtr



Here is the description of the chart. You may change or delete this text as you wish.

This chart utilizes features only available with 2007.

Here is a placeholder for more text and description of the chart.



Smart Art Page Layout

PowerPoint 2007 Enhanced Version

Stage 1

- Second level of text here
- Second level of text here

Stage 2

- Second level of text here
- Second level of text here

Stage 3

- Second level of text here

Stage 4

- Smart art is quite powerful

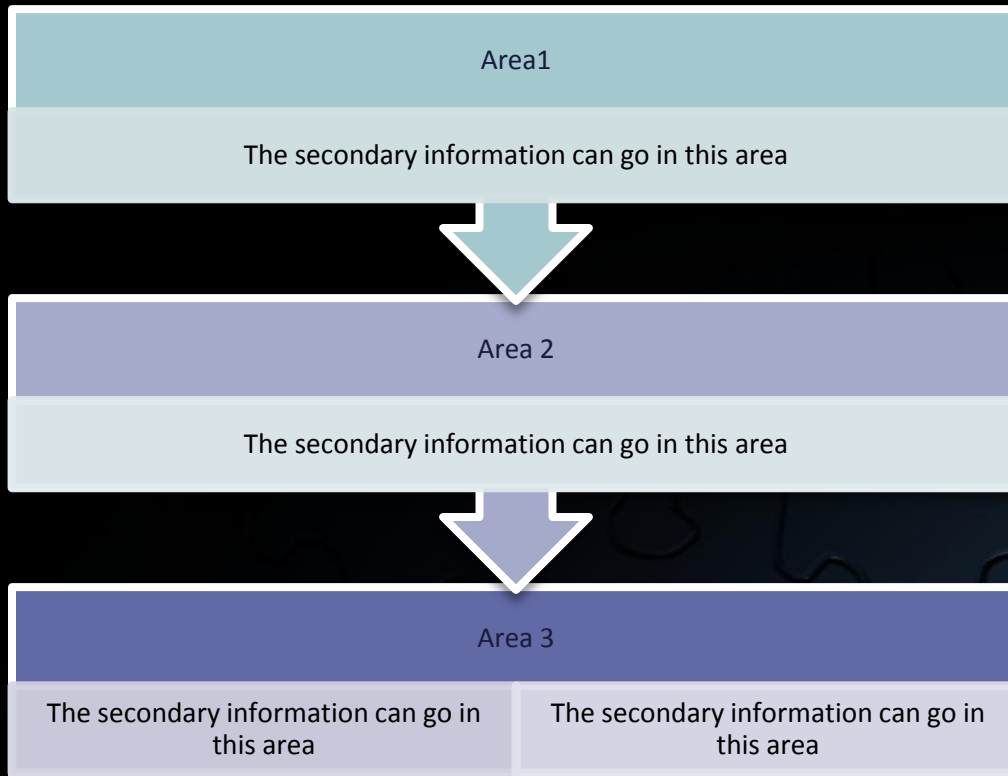
This chart utilizes Smart Art which is feature in PowerPoint 2007. If you wish to make charts like this and don't have PPT 2007, we have provided the graphical elements to help you build this yourself.

Here is the description of the chart. You may change or delete this text as you wish.



Smart Art Page Layout

PowerPoint 2007 Enhanced Version



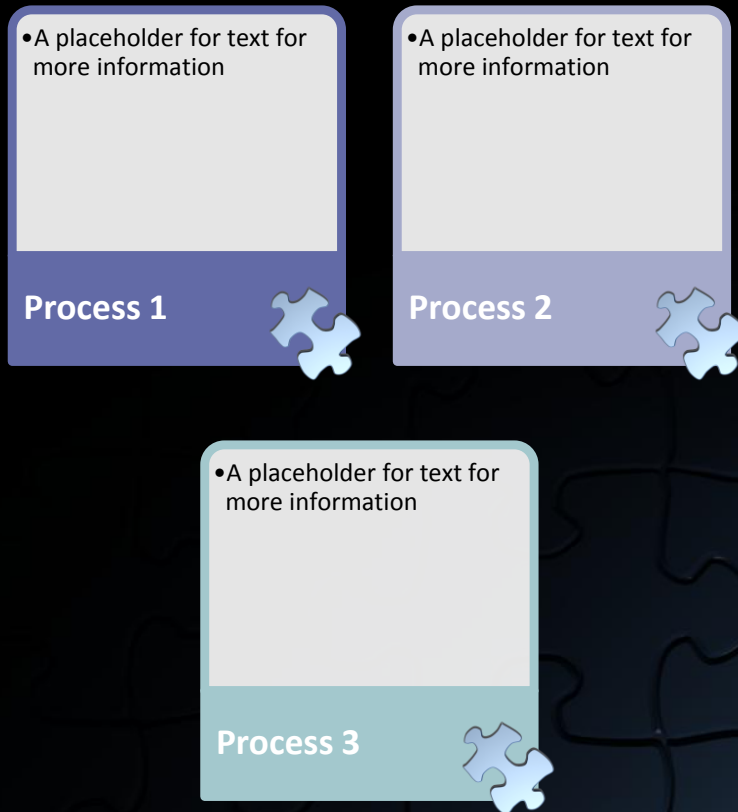
This chart utilizes Smart Art which is feature in PowerPoint 2007. If you wish to make charts like this and don't have PPT 2007, we have provided the graphical elements to help you build this yourself.

Here is the description of the chart.



Smart Art Page Layout


PowerPoint 2007 Enhanced Version



This chart utilizes Smart Art which is a feature in PowerPoint 2007. If you wish to make charts like this and don't have PPT 2007, we have provided the graphical elements to help you build this yourself.

Here is the description of the chart. You may change or delete this text as you wish.





Picture Page Layout

Your picture caption can go here.
Picture from PresenterMedia.com

